




A yellow character card with rounded corners. In the top-left corner, there is a circular inset containing the character Riley Andersen from the movie 'Inside Out'. To the right of the character, there is a small white rectangular box. Below the character and the box, there is a large white circular area on the left and a large white rectangular area on the right, separated by a vertical dashed line.



A blue character card with rounded corners. In the top-left corner, there is a circular inset containing the character Sadness from the movie 'Inside Out'. To the right of the character, there is a small white rectangular box. Below the character and the box, there is a large white circular area on the left and a large white rectangular area on the right, separated by a vertical dashed line.




A purple character card with rounded corners. In the top-left corner, there is a circular inset containing the character Anger from the movie 'Inside Out'. To the right of the character, there is a small white rectangular box. Below the character and the box, there is a large white circular area on the left and a large white rectangular area on the right, separated by a vertical dashed line.



A red character card with rounded corners. In the top-left corner, there is a circular inset containing the character Fear from the movie 'Inside Out'. To the right of the character, there is a small white rectangular box. Below the character and the box, there is a large white circular area on the left and a large white rectangular area on the right, separated by a vertical dashed line.

OVAJ TJEDAN PONAVLJAMO 4 GLAVNA OSJEĆAJA.

1. ZADATAK – IZREŽI NAZIVE OSJEĆAJA I ZALIJEPI IH KRAJ SLIKE KOJA PRIKAZUJE TAJ OSJEĆAJ. NAKON TOGA U BIJELI PRAZNI KRUG NACRTAJ KAKO TVOJE LICE IZGLEDA KADA SI LJUT, TUŽAN, SRETAN ILI UPLAŠEN. OBRATI PAŽNJU NA USTA, OČI I OBRVE.



2. ZADATAK – IZREŽI OVE SLIČICE I ZALIJEPI IH POD OSJEĆAJ KOJI PRIKAZUJU.

