

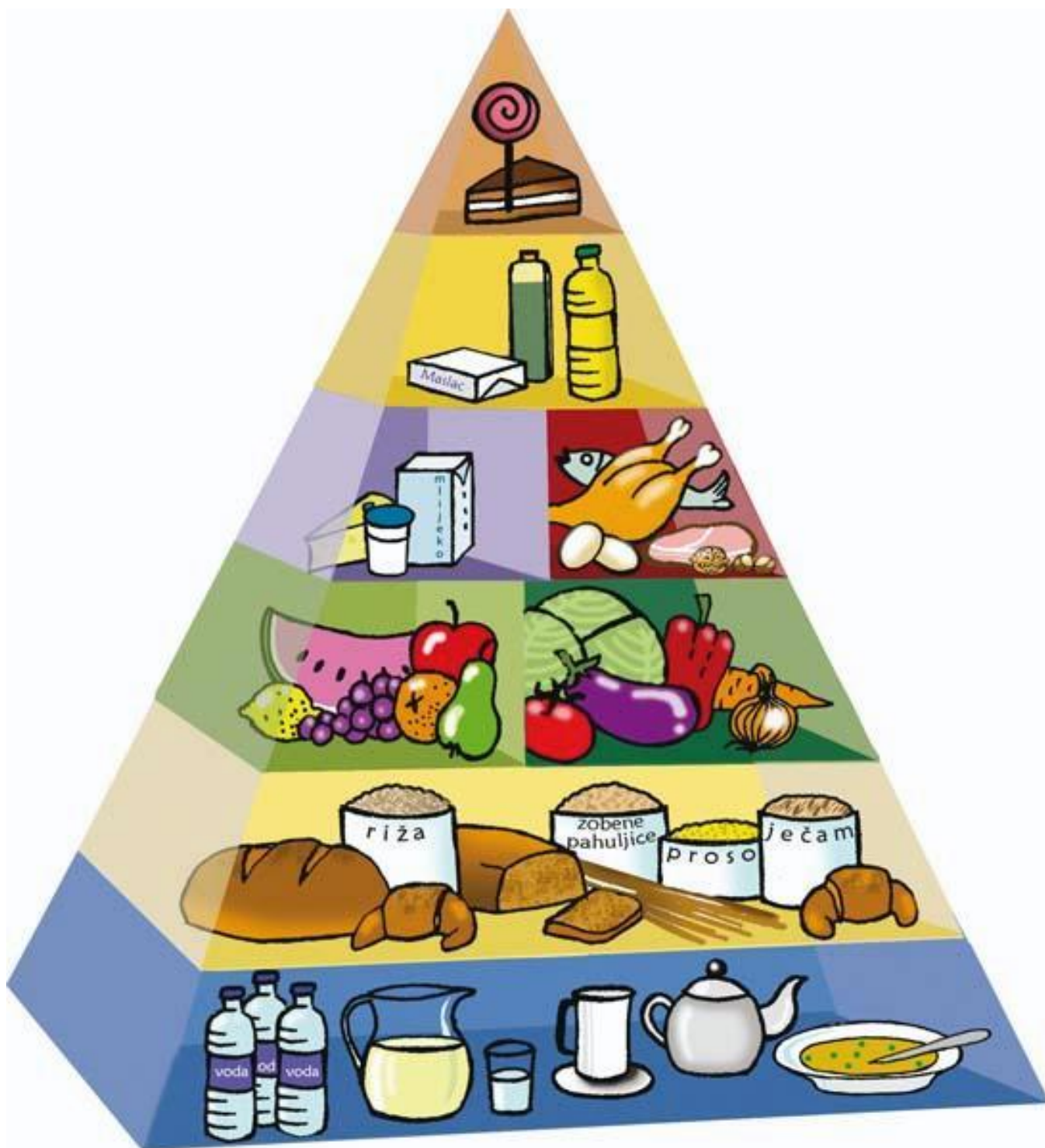
Skrb o sebi: zdrava prehrana

Zaokruži zelenim flomasterom grupu namirnica koju trebamo jesti najviše.

~~Prekriži~~ crvenim flomasterom grupu namirnica koju trebamo jesti najmanje.



Složi piramidu zdrave prehrane.



Upoznavanje škole i uže okoline: proslavili smo fašnik i običaj maskiranja, veselja i ludiranja na taj dan. Ponovimo pojmove isto i različito kroz predmete maski.

Kako je to bilo prošli tjedan, prisjetimo se. Tko ima iste maske, a tko ima različitu masku?




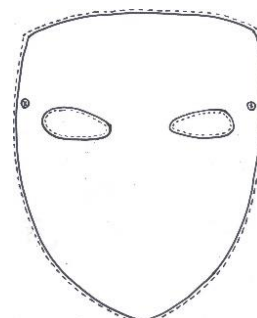

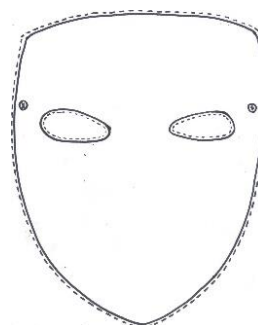
Zadatak 1.

Veselu masku oboji **žutom bojicom**, a tužnu s **plavom bojicom**.




Zadatak 2.

U bilježnici pronadimo gdje imamo puno crteža maski. Spojimo olovkom iste maske. Iste maske obojimo istim bojicama po želji.



Razvoj kreativnosti: pozdravimo godišnje doba zimu
slušajući i pjevajući našu pjesmu ove zime:
<https://www.youtube.com/watch?v=HbqEUymELZ0>.



Kakvog je raspoloženja zeko? Oboji točno raspoloženje.



Tjelesna i zdravstvena kultura: -nastavljamo s vježbanjem:
<https://www.youtube.com/watch?v=YCGKPVqpsTk!>

Komunikacija: ponavljamo izgovor riječi koje u sebi imaju glas „A“. Zaokruži olovkom u riječima slovo „A, a“.

GDJE JE GLAS A ?



AUTO
■ □ □




TAVA
□ □ □



ČAŠA
□ □ □



BEBA
□ □ □



NOGA
□ □ □



PČELA
□ □ □




KUĆA
□ □ □



DUDA
□ □ □

KIŠA
□ □ □



GDJE JE GLAS a ?



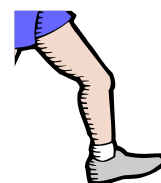

auto



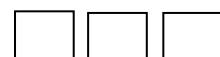
tava



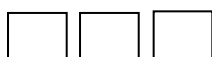
beba



noga



čaša



pčela



kuća



duda



kiša

