INTERNET SAFETY

SOURCE: isl.collective.com

Use *safe* websites.

Create a strong *password*.

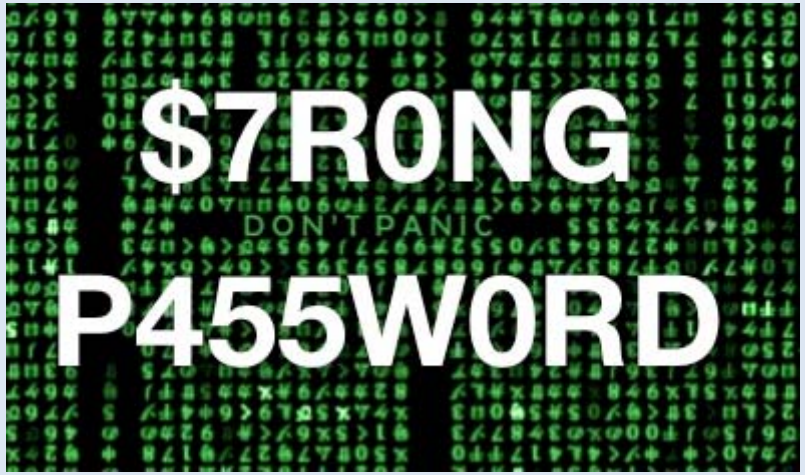

Create a Strong Password

As you create your password, remember the following:
It **should not** contain your name.
It **should not** contain a common dictionary word.
It **should** contain one or more numbers.
It **should** have both upper and lower case characters.
It **should** be over 8 characters long.
It **must** be different from your old passwords.

Okay

Don’t share your password **with anyone.**
(Except your *parents*)

Be careful with what you share.

Anything you post on the Internet can stay online *forever*.

Never give strangers your
***personal information*.**
(Address, phone number, likes&dislikes, daily routine etc.)

Think carefully before *uploading photos or videos* of yourself!
Strangers can download your photos and do anything *dangerous*.

Don’t make *online friends*.

Online friends *aren't real friends*.
***Never agree to meet* online friends.**

Tell your parents **if you see bad online behavior and if something makes you feel uncomfortable.**

***Don't be rude*. There is a real person on the other side and he/she has feelings, too.**

Be careful with what you *download*. Never open an attachment from someone you don't know. Attachments sometimes contain viruses.

Don’t forget! You are responsible for everything you do on social networking sites.

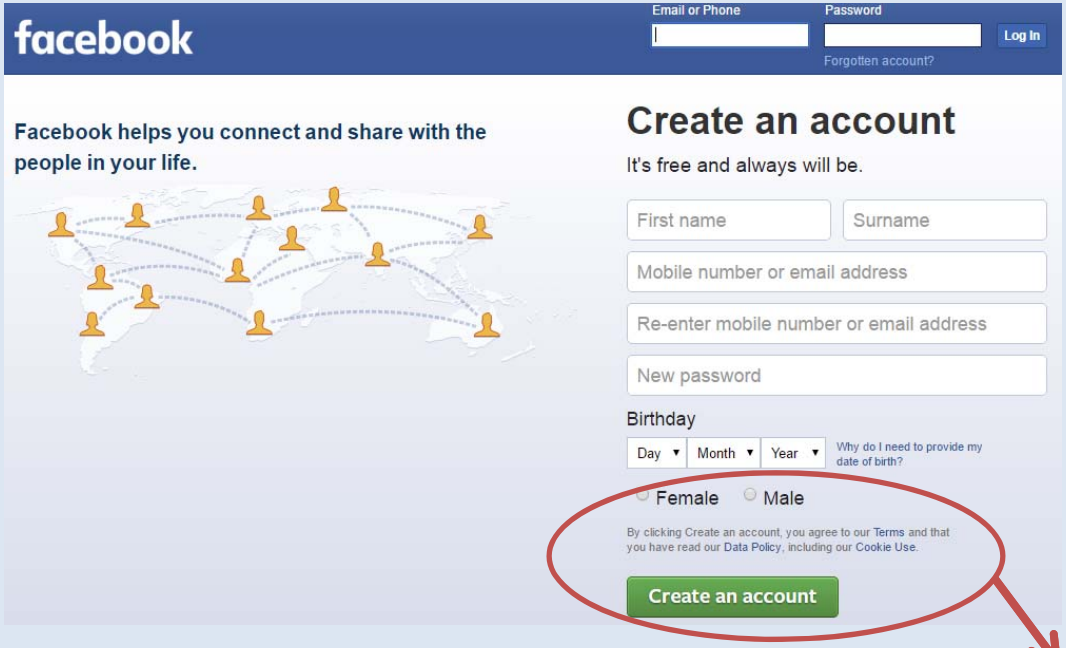

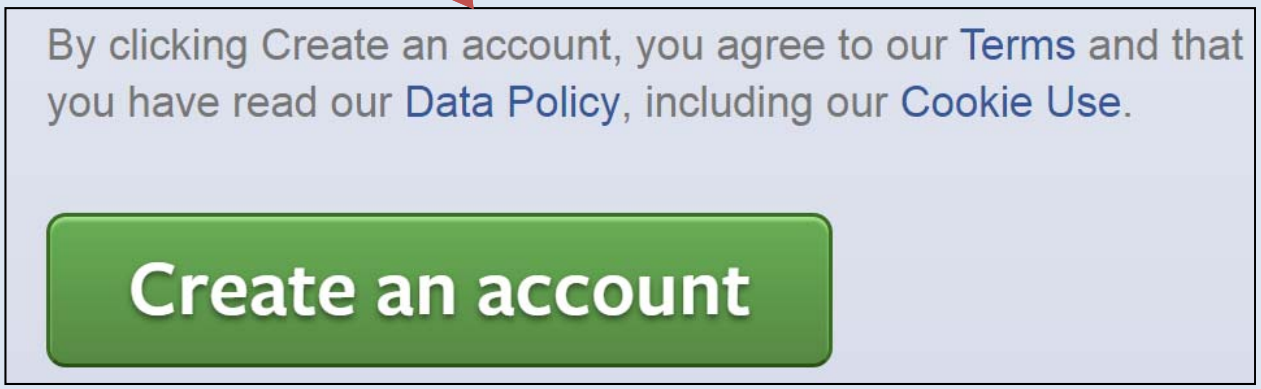

The Internet is a good source of information, but *there is a lot of false information* on the Net. Don't believe everything you see on the Net.



Let’s check your vocabulary about the Internet!

~~Upload~~ – ~~Offline~~ – ~~Attachment~~ – ~~Web Browser~~
~~Password~~ – ~~Online~~ – ~~Search Engine~~ – ~~Download~~



Attachment

Download

Search Engine

Offline

Upload

Password

Web Browser

Online

Take Care

Be Safe